

PARKING TABULATIONS

SITE "A"

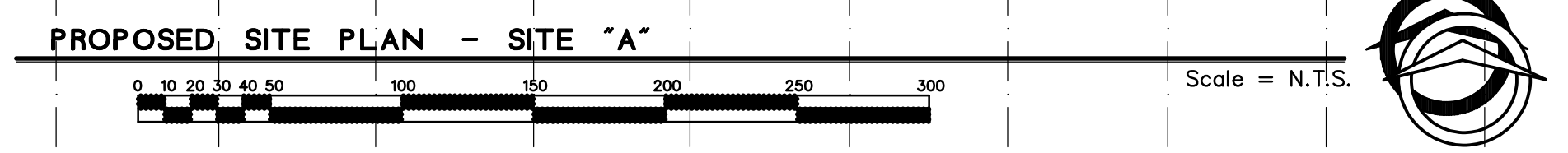
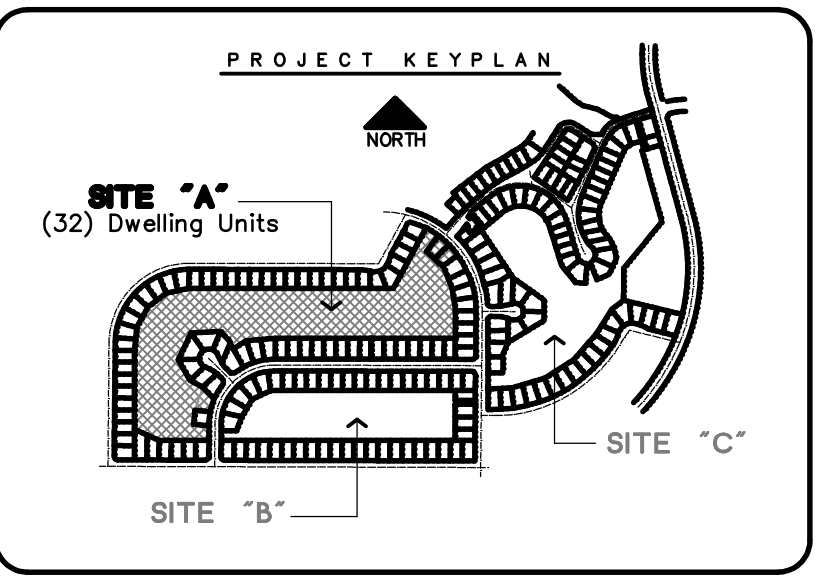
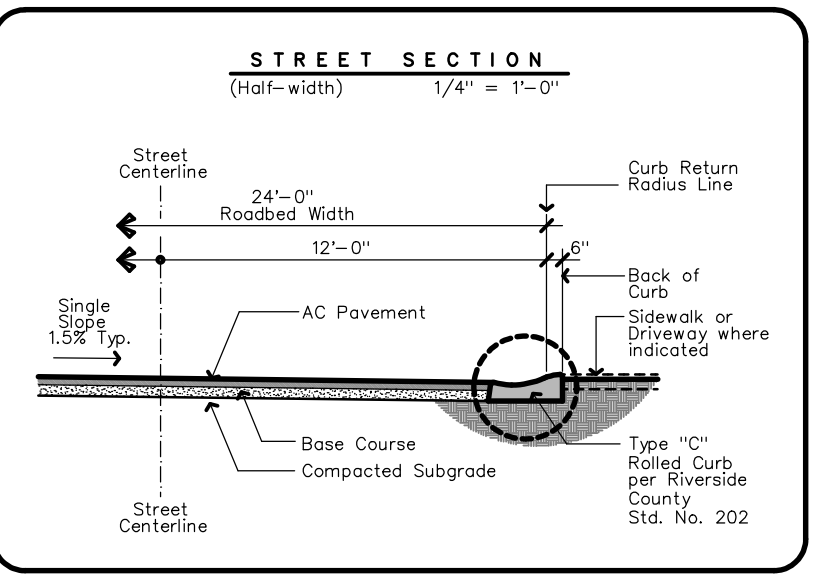
Category	Quantity
Parking Required	80 Spaces
- Condominiums (32 x 2.5/Unit)	80 Spaces
Accessible Parking Required	4 Spaces
- # req'd per Table 11B-208.2	4 Spaces
- H.C. Parking Stalls provided	4 Spaces
Parking Provided	107 Spaces
- 2-Car Garages (32 x 2 spaces)	64 Spaces
- Standard Parking Stalls	39 Spaces
- Accessible Parking Stalls	4 Spaces
Total provided	107 Spaces

AREA TABULATIONS

SITE "A"

Total Site Area	590,743 sq. ft. or 13.56 acre
- 32 Units incl. courtyards	107,520 sq. ft. or 2.45 acre
- Sidewalks	16,058 sq. ft. or 0.37 acre
- Roadway	68,501 sq. ft. or 1.57 acre
- Driveway	36,442 sq. ft. or 0.83 acre
- Community Pool	6,000 sq. ft. or 0.14 acre
- Pickleball Court	8,725 sq. ft. or 0.20 acre
- Residential Lot	6,946 sq. ft. or 0.16 acre
- Open Area/Landsc.	340,551 sq. ft. or 7.84 acre
(Incl. 5' Dedication ... 23,790 sq. ft. or 0.55 acre)	
Dwelling Units (Condominiums)	45,920 sq. ft. Net
- (32) Units x 1435 sq. ft.	45,920 sq. ft. Net
- (32) Units x 1988 sq. ft.	63,616 sq. ft. Gross
Lot Coverage (% covered by bldgs.)	10.77%

* All Existing Plan Information Taken from City of Palm Desert, County of Riverside, State of California Tract Map No. 33195 Dated November 2004.



OWNER
P.D. Holdings, LP
77-200 California Dr.
Palm Desert, CA. 92211
(760) 345-0222
Attn: Wilf Weinkauf, Gen. Mgr.

APPLICANT
McFadden Architects
75-145 St. Charles Pl., Ste. 4
Palm Desert, CA. 92211
(760) 346-8014
Attn: Chris McFadden

ENGINEER
Saxon Engineering

COPYRIGHT 2017

Architecture Planning Interiors Engineering
CHRISTOPHER MCFADDEN
ARCHITECTS
 C 17637
 Tel: (760) 346-8014 Fax: (760) 588-0963
 75-145 St. Charles Place #4 Palm Desert, Ca. 92211

A Condominium Project For:
 Palm Desert Country Club
 Palm Desert Country Club
 77-200 California Drive
 Palm Desert, CA 92211
 Tract No. 33195
 APN's 637-190-021, -024, -027

palm desert

DRAWN
CHECKED
DATE
SCALE
N.T.S.
JOB NO.
1327.00
SHEET NO.

PSA
SITE PLAN "A"

PROPOSED SITE PLAN -- SITE PLAN "A" This drawing may not be reproduced in whole or part without the expressed written consent of the Architect. Identifying marks and symbols have been incorporated to maintain conformance with this requirement. *** Unless this document is a BLACKLINE print on colored background specified on the TITLE SHEET IT IS NOT to be used for construction. ***